


## How to start the Hurricane Diesel




1



Check gearbox oil using dipstick or sight glass - replenish as required.

2



Check pump oil with dipstick or sight glass - replenish as required.

3




Check engine oil and replenish as required.

4



Check diesel using sight measure and replenish as required.

5



To suck water from butt – attach suction hose & filter to machine

6



Place filter in bucket or water source & connect hose to machine & tighten

7




Attach trigger to high pressure hose.

8




Push throttle into 'start' position and tighten knob.

9



Push button to start.

10



To switch off unscrew knob and move throttle to the 'stop' position..

11



Release any pressure in hose by squeezing trigger and disconnect hoses from machine.

Model	Max operating Pressure	Operating Range	Nozzle
D1	2900 psi	2200-2900 psi	05