

How to start the Hurricane Petrol



1



Check gearbox oil and replenish as required.

2



Check pump oil and replenish as required.

3




Check engine oil and replenish as required.

4




Check petrol and replenish as required.

5



To suck water from butt – attach suction hose & filter to machine

6



Place filter in bucket or water source & connect hose to machine & tighten

7



Attach trigger to high pressure hose.

8



Turn engine switch to 'on' position.

9



Turn fuel to 'on' position

10




If this is first use of the day then switch the choke to the 'on' position

11




Pull the recoil to start.

12



Once the machine is running gently turn the choke to 'off' position

13



To switch off turn the engine button to the 'off' position.

14



Release any pressure in hose by squeezing trigger and disconnect hoses from machine.

15



To transport – ensure fuel is to the 'off' position

Model	Max operating Pressure	Operating Range	Nozzle
P1	1500 psi	1000-1500 psi	04
P2	2200 psi	1500-2200 psi	045
P4	2900 psi	2200-2900 psi	05